

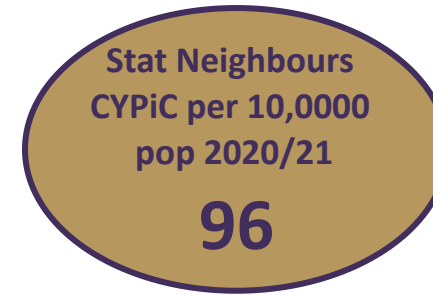
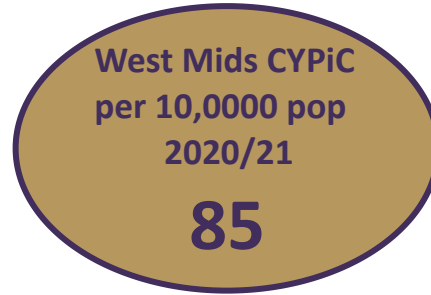
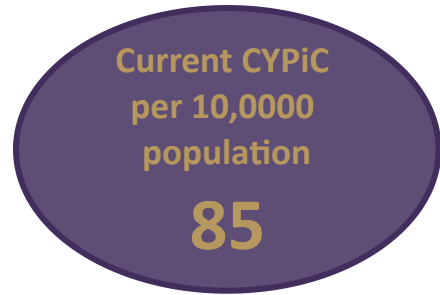
**CORPORATE PARENTING BOARD**

**PERFORMANCE OVERVIEW**

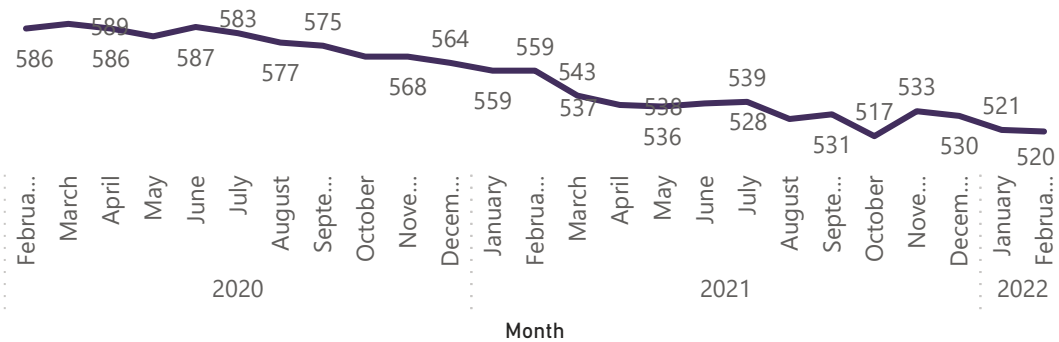
**Data as at:  
28 February 2022**

# City of Wolverhampton Council - Corporate Parenting Report

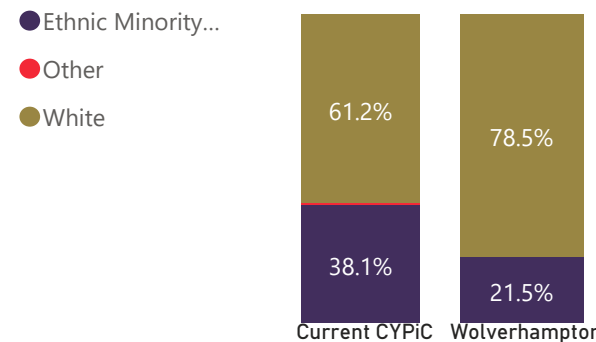
## Current CYPiC Profile



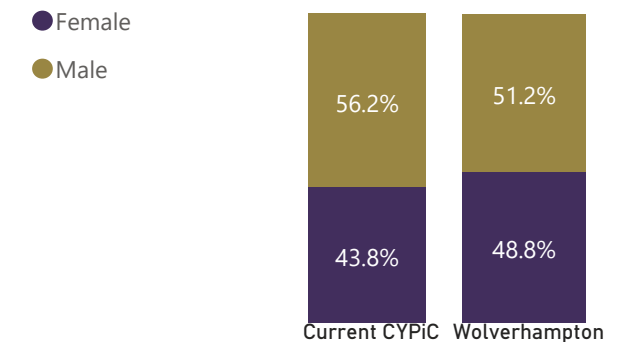
Number of Children and Young People in Care in Wolverhampton



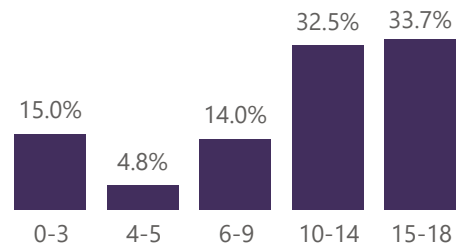
Ethnicity Comparison



Gender Comparison



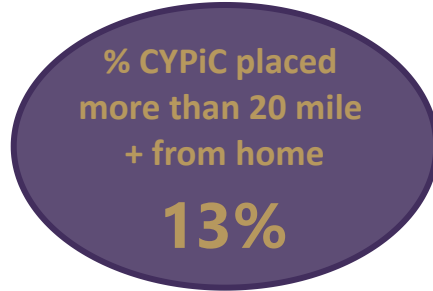
Age Breakdown



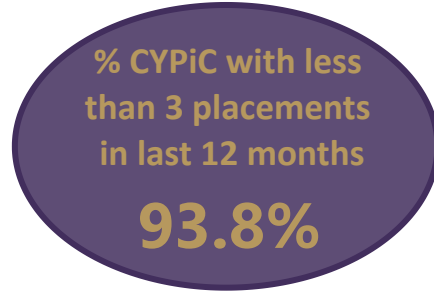
The numbers of children and young people in care have decreased in the year to date to 520 from 543 in March 2021. The number of children leaving care and entering care has stabilised over the last 2 months after an increase of admissions in November. Over 65% of Wolverhampton's children and young people in care are aged 10 and above with 34% aged 15 or above. There is an over representation of children from ethnic minority groups in the current CYPiC cohort compared to the overall city population of 0-18 year olds. There is also a slight over representation of males when compared to the overall Wolverhampton population of 0-18 year olds.

# City of Wolverhampton Council - Corporate Parenting Report

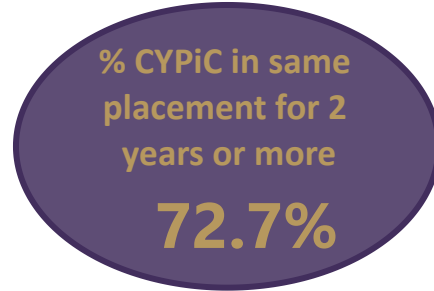
## CYPiC Placement Analysis



2018/19 = 13%, 2019/20 = 10%, 2020/21 = 11%

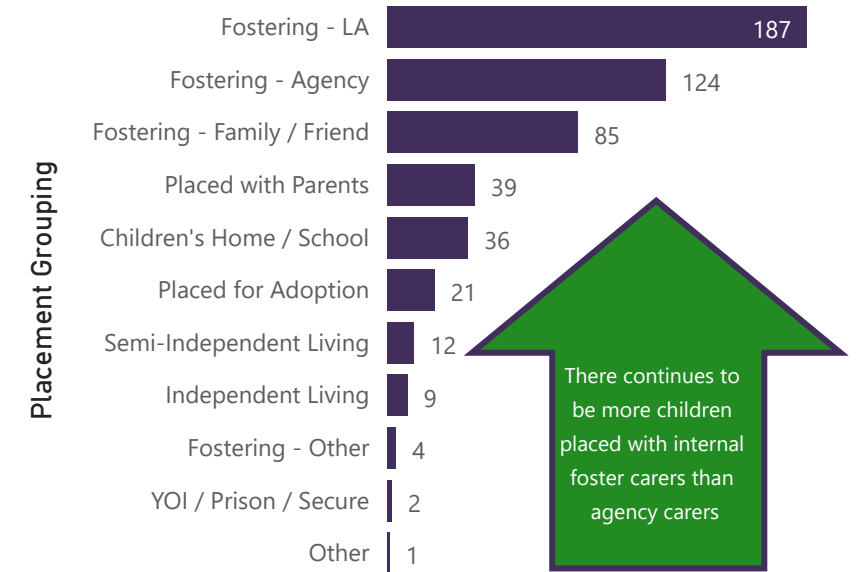


2018/19 = 86%, 2019/20 = 91%, 2020/21 = 94%

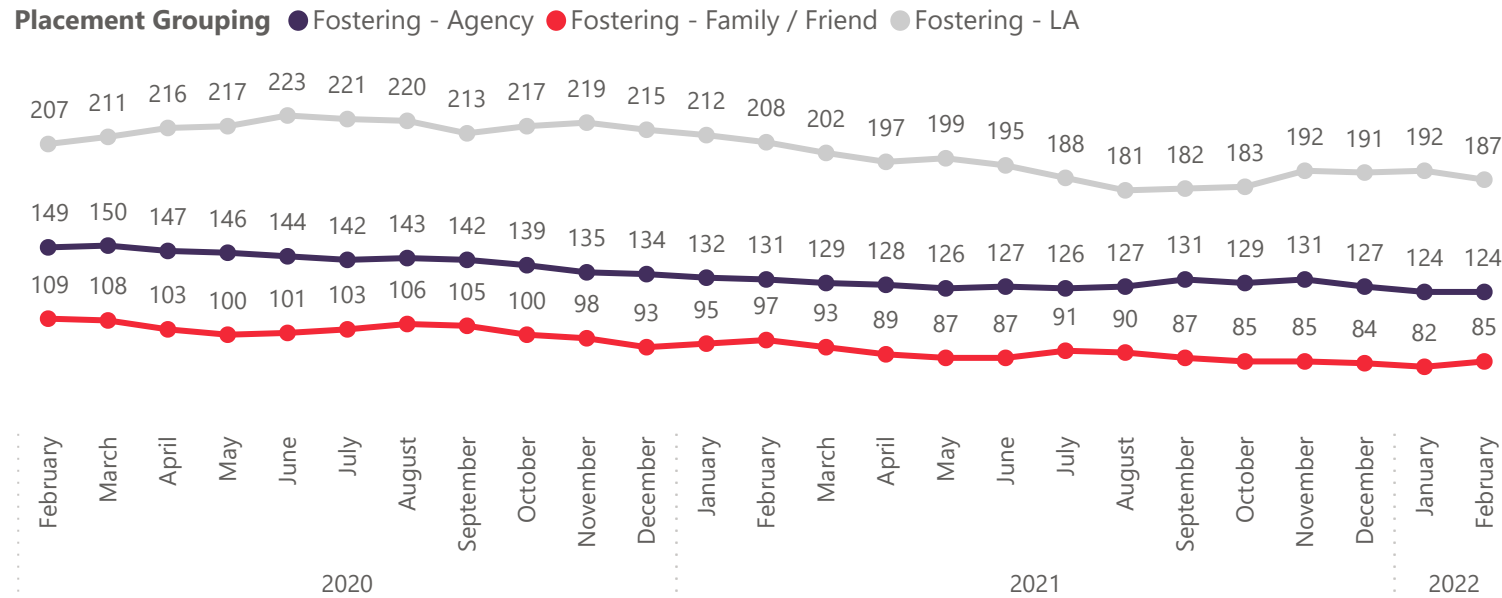


2018/19 = 73%, 2019/20 = 74%, 2020/21 = 78%


### Current CYPiC by Placement Type



### Number of placements for current CYPiC in past 12 months



### Number of placements for current CYPiC in past 12 months



The percentage of CYPiC with fewer than 3 placements during the last 2 years has remained consistent, when compared to the latest published year end data, at 94%. There has been an increase of 2% from the end of the 20/21 year for CYPiC placed more than 20 miles from home and the percentage of CYPiC in the same placement for 2 years or more has dropped by 5%.

# City of Wolverhampton Council - Corporate Parenting Report

## Assessments, Reviews, Visits



### CYPiC with an up to date assessment

Where a new assessment has been completed within 12 months



2020/21 = 80.66%  
2019/20 = 77.82%

● Fail ● Pass



### CYPiC with an up to date review

Where the First Review is within 20 working days. Second review within 3 months. Third and subsequent reviews every 6 months



2020/21 = 98.9%  
2019/20 = 96.93%

● In Timescales ● Not in Timescale



### CYPiC who participated in the review

The proportion of CYPiC reviews where the child was present or contributed by other means in their review



2020/21 = 99.3%  
2019/20 = 93.8%

● Pass ● Fail



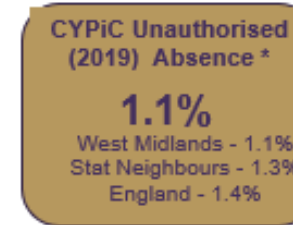
CYPiC with an up to date assessments is at 67% which is a decrease from 81% at year end 2020/21, while reviews continue to stay strong with 97% of children recorded as having an up to date review.

CYPiC Review Participation has seen a decline to 87% in February from 99% at year end 2020/21.

# City of Wolverhampton Council - Corporate Parenting Report

## Education

KS2 Expected Standard	Maths	Reading	Writing	Reading, Writing and Maths
CYPiC Wolverhampton 2019	47%	50%	58%	42%
Wolverhampton 2019	74%	70%	77%	64%
CYPiC West Midlands 2019	50%	51%	52%	38%
CYPiC Stat Neighbours 2019	54%	49%	52%	38%
CYPiC England 2019	51%	49%	50%	37%
KS4	9-4 Pass in English and Maths	Attainment 8	Progress 8	
CYPiC Wolverhampton 2019	15%	20%	-1%	
Wolverhampton 2019	58%	45%	0%	
CYPiC West Midlands 2019	18%	20%	-1%	
CYPiC Stat Neighbours 2019	18%	20%	-1%	
CYPiC England 2019	18%	19%	-1%	



### CYPiC with an up to date PEP

The proportion eligible CYPiC with an up to date Personal Education Plan (PEP)

#### PEP's - All Ages



2020/21 = 90%  
2019/20 = 93%

#### PEP's - Early Year's



2020/21 = 93%  
2019/20 = 72%

#### PEP's - Year 12 & 13's



2020/21 = 51%  
2019/20 = 81%

● Fail ● Pass

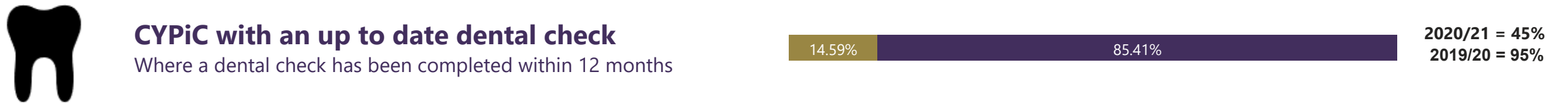
The 2019 KS2 and KS4 results show that Wolverhampton CYPiC has improved in line with comparator performance. There remains a significant gap between the performance of CYPiC and all Wolverhampton children however small numbers in the cohort can make these measurements volatile. For further information about the education attainment of CYPiC in Wolverhampton please refer to the Virtual School Head teacher annual report.

Attendance data has been updated for 2019. This is taken from published data that was released in April 2020, and shows that performance is in line with or better than comparator groups. Wolverhampton are in the upper quartile nationally (best performance) for children and young people in care overall absence.

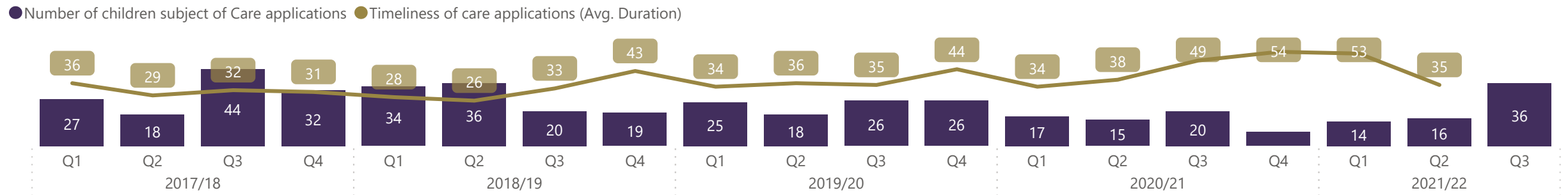
CYPiC with an up to date PEP performance has improved in February. Work is ongoing in the service to improve the PEP performance for the year 12 and 13 cohort.

# City of Wolverhampton Council - Corporate Parenting Report

**Health & Dental - This data is internal CWC data and reflects different timescales to the data provided by health**



Care Applications (Source: www.cafcass.gov.uk)



The percentage of dental checks completed has seen an improvement throughout the year. Medical checks which were previously an area of strength had been low previously, partly impacted by recording issues, this is currently 83% for February. Of the new CYPiC in the past 12 months, 16% had an initial health assessment within the first 20 working days, this remains an area of concern and continues to be flagged as an area of concern in internal performance management meetings. The number of children subject of care applications has seen a significant increase to 36 in 2021/22 Q3, more than double the number recorded for the previous quarter.

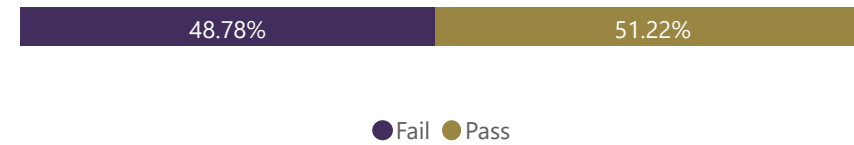
# City of Wolverhampton Council - Corporate Parenting Report

## Adoption



### CYPiC adopted within A1 indicator (428 days)

Average time between a child entering care and moving in with their adoptive family

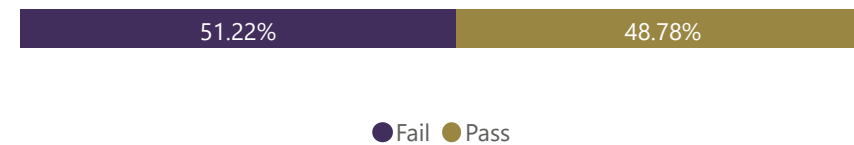


2020/21 = 29%  
2019/20 = 66%  
2018/19 = 58%



### CYPiC adopted within A2 indicator (122 Days)

Average time between receiving court authority to place and finding a match



2020/21 = 43%  
2019/20 = 49%  
2018/19 = 67%



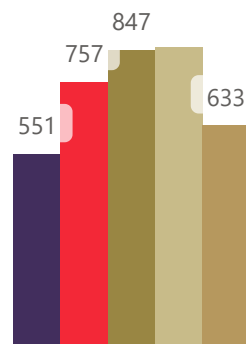
### CYPiC adopted within A10 indicator (428 Days)

Average time between a child entering care and moving in with their adoptive family (stopped at point of fostering for foster carers adoptions)

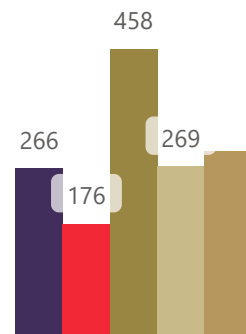


2020/21 = 38%  
2019/20 = 81%  
2018/19 = 80%

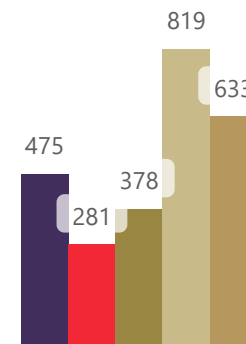
Adoptions - A1 (Avg. Days)



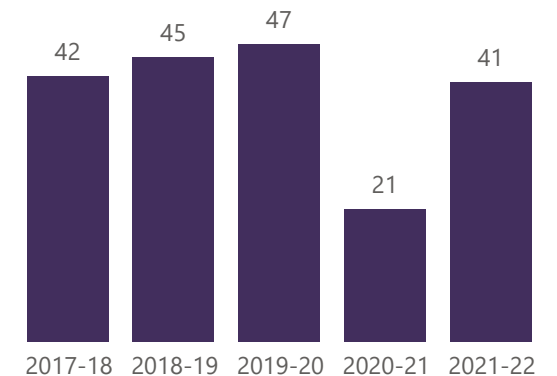
Adoptions - A2 (Avg. Days)



Adoptions - A10 (Avg. Days)



Number of Adoptions



There have been 41 adoptions so far in 2021/22, a significant increase from the 21 adoptions in 2020/21 which was heavily impacted by Covid-19 as court closures caused delays in timeliness.

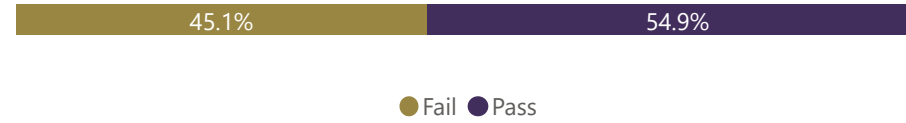
# City of Wolverhampton Council - Corporate Parenting Report

## Care Leavers



### Care Leavers EET Status

Education, Employment and Training of Care Leavers aged 19-21

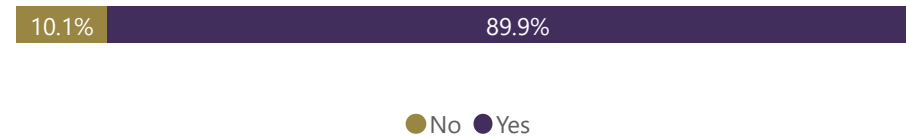


2020/21 Year Out-turn = 46%  
 2020/21 West Midlands = 50%  
 2020/21 Stat Neighbours = 48%  
 2020/21 England = 52%



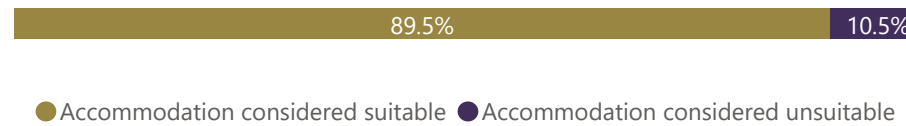
### Care Leavers available to work

Care Leavers aged 17-21 who are available for education, training or employment



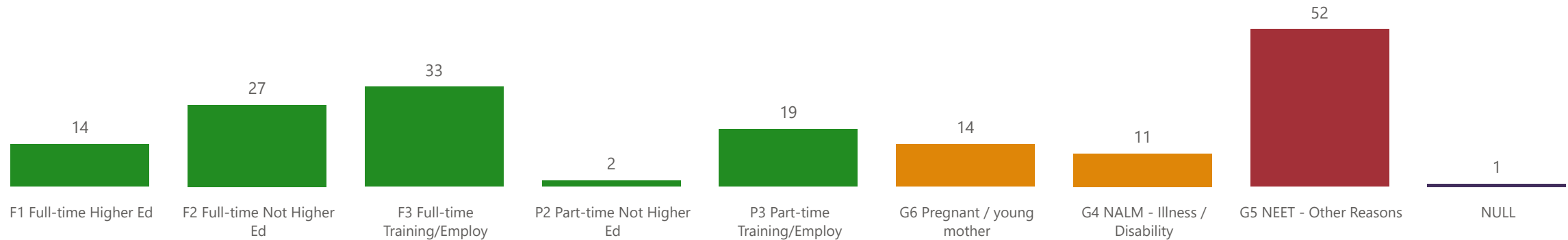
### Care Leavers in suitable accommodation

Care Leavers aged 19-21 who live in suitable accommodation



2020/21 Year Out-turn = 85%  
 2020/21 West Midlands = 87%  
 2020/21 Stat Neighbours = 87%  
 2020/21 England = 88%

### Current Care Leaver EET Status (19-21)



At the end of February, 55% of 19-21 year old care leavers were in Education, Employment or Training. This has reduced from 61% reported at the end of December 2021, however, remains above the previous year's out turn locally, when compared against the last published data for statistical neighbours, also above the previous year's out turn at a regional and national level. 90% of care leavers aged 17-21 are available for work. This is a significant achievement when considering the high levels of youth unemployment within the city. Of the 19-21 cohort 10% (28 young people) were not available due to pregnancy or parenting, illness or disability. 90% of the current care leavers 19-21 cohort are currently deemed to be in suitable accommodation.